



KS1 Phonics and Early Reading

Megan Townend- Assistant Headteacher

What is phonics?

- All words are made up of individual sounds merged together to make words.
- There are 44 sounds in the English language.
- But only 26 letters!
- Sounds are made by 1 (e.g. c), 2 (e.g. sh) or 3 letters (e.g. igh)



The alphabetic code

Simple Speed Sounds

Consonant sounds - strictly

f	l	m	n	r	s	v	z	sh	th	ng
										nk

Consonant sounds - strictly

b	c	d	g	h	j	p	qu	t	w	x	y	ch
	k											

Vowel sounds - strictly

a	e	i	o	u	ay	ee	igh	ow
---	---	---	---	---	----	----	-----	----

Vowel sounds - strictly

Vowel sounds - strictly

oo	oo	ar	or	air	ir	ou	oy
----	----	----	----	-----	----	----	----

00010000

00010000

The alphabetic code

Complex Speed Sounds

Consonant sounds

f	l	m	n	r	s	v	z	sh	th	ng
ff	ll	mm	nn	rr	ss	ve	zz	ti		nk
ph	le	mb	kn	wr	se		s	ci		
					c		se			
					ce					

b	c	d	g	h	j	p	qu	t	w	x	y	ch
bb	k	dd	gg		g	pp		tt	wh			tch
	ck				ge							
	ch				dge							

Vowel sounds

a	e	i	o	u	ay	ee	igh	ow
	ea				ā-e	y	i-e	ō-e
					ai	ea	ie	oa
						e	i	o
							y	

oo	oo	ar	or	air	ir	ou	oy	ire	ear	ure
ū-e			oor	are	ur	ow	oi			
ue			ore		er					
ew			aw							
			au							

Why RWI phonics?



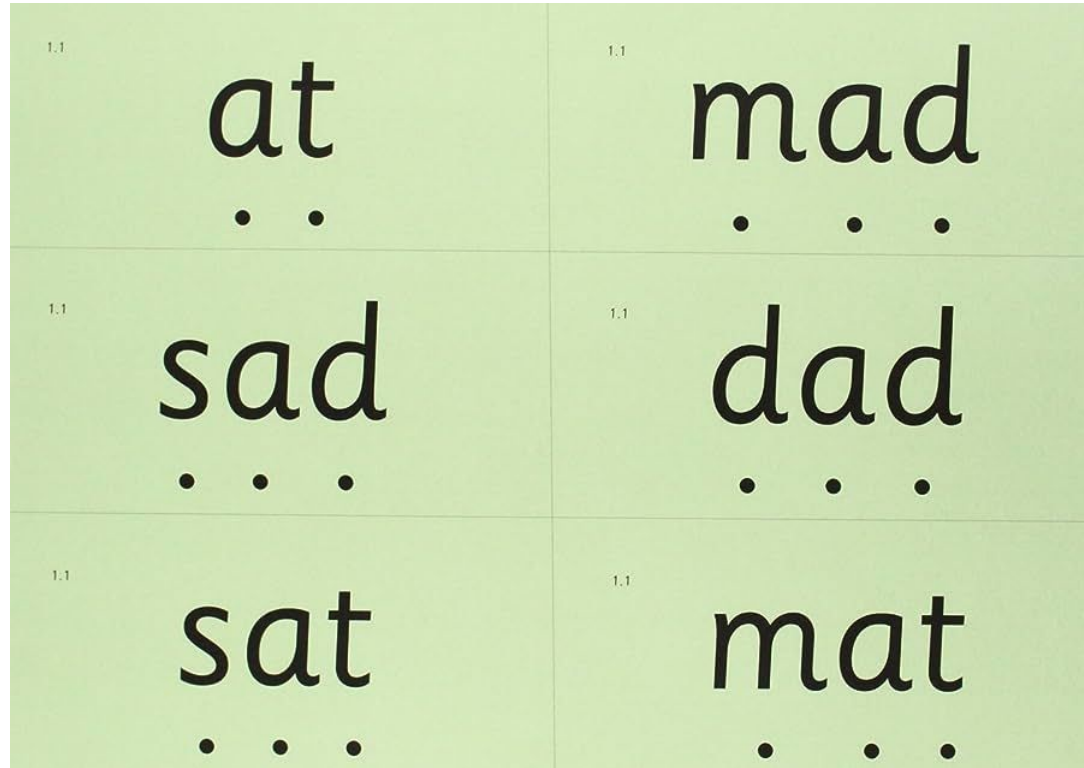
- Research tried and tested over many years
- Systematic and structured
- Early success in reading
- Training and ongoing staff development for all staff
- Brilliant online videos and resources.

RWI phonics daily lessons



Green words

Green word cards used to practice saying sounds in word. Using Fred Talk!



Story books

- Children are taught their sounds alongside a storybook.
- These storybooks contain only the sounds that the children have learnt so far.
- The children are able to decode and read these books independently.
- Other activities include writing tasks based around the story.

Pure sounds



What do we learn in KS1?

- Once the children know enough sounds they learn to read words and books
- Sounds are split into three groups based on their complexity
- Pictures and rhymes used to help



Set 1 Sounds

- These are single sounds that children first learn to build their first stages of reading.
- These are taught with a phrase to ensure that the child remembers **the sound and how to form the letters when writing.**



Maisie, mountain, mountain



Around the apple and down the leaf



Slither down the snake



Around the dinosaurs bottom and up to his neck



Down the tower, across the tower



Down the insects body and a dot for his head.



Down Nobby and over his net



Down the pirates plait and around the pirates face



Round the girls face, down her hair and give her a curl



All around the orange



Curl around the caterpillar



Down the kangaroo's body curl his tail and leg



Down and under the umbrella, up to the top and down to the puddle



Down the laces, over the toe and to the heel



Down the stem and draw the leaves

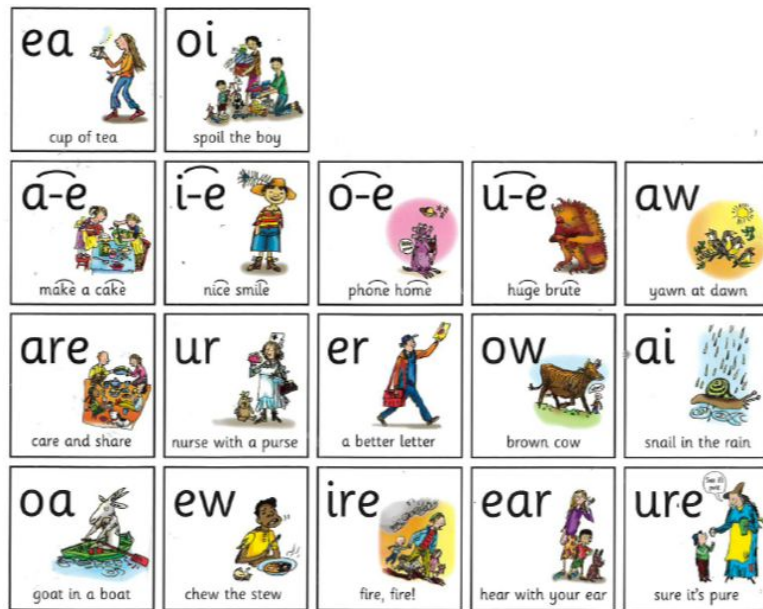
Set 2 Sounds

- Two or three letters that make up just **one sound**.
- These are taught with a saying to ensure that the child remembers **the sound, not the letters**.



Set 3 Sounds


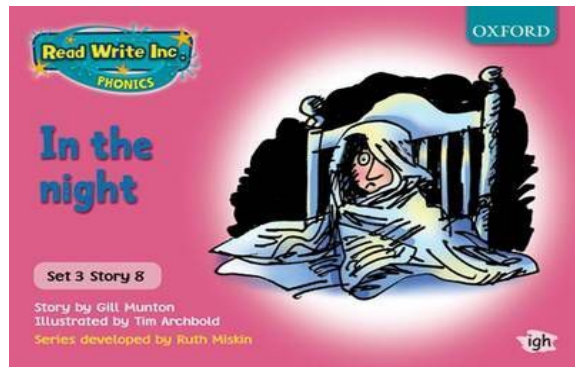
- Two or three letters that make up just **one sound**.
- These are the final sounds taught in RWI lessons.
- Once your child is able to decode these sounds fluently, they are able to read for pleasure!



What is next?

- RWI Comprehension
- Reading groups
- Comprehension
- Children must be able to read 100wpm confidently

What goes home?



Year 1 and Year 2

The children will be given:

- RWI text read in school
- Corresponding RWI book bag book

OxfordOWL- Free eBook library

OxfordOWL

[Help](#) [Join us](#) [Log in](#)

Login

Please select your user type.



Students

Teachers

Parents

Username

Password

Login

[Help](#)
[Reset Password](#)

[Not registered yet? Join us!](#)

Browse the library

Show all eBooks

Covers

Detail

Age 6-7

Levels

Book type

Series



Books to support learning at home



Biff, Chip and Kipper

Our [Read with Oxford](#) series features the much-loved characters who have been helping children learn to read for over 30 years.




Songbirds

Levelled [phonics books](#) from the fabulous Julia Donaldson, author of *The Gruffalo*.



Read Write Inc. Phonics

A step-by-step phonics programme to support reading. [Learn at home with Read Write Inc. Phonics](#)



Bond
No.1 for exam success

new wave
federation

Books to share

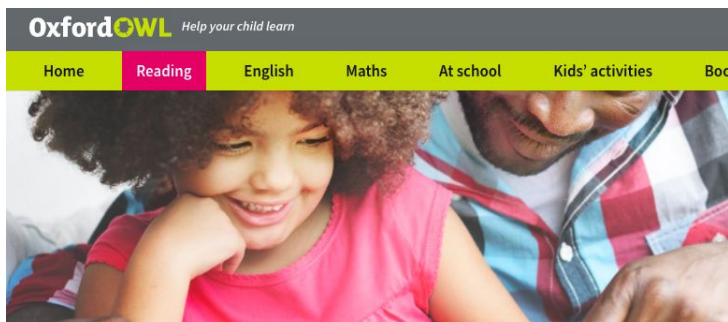
- Once children can blend, they read simple texts with the sounds they know. Encourage them to read the same book again and again to build their confidence and fluency;
- Share old time favourites repeatedly so that your child can jump in with repeating rhymes and phrases.

What can you do?

- Use pure sounds, not letter names. Encourage to use sounds and Fred Talk
- Foster a love of reading by reading exciting books above their reading level to them.
- Ask your child questions about the story to engage and inspire.
- Talk to your child as much as possible and ‘feed’ them new and different words
- Check out the parent section of oxfordowl.co.uk for extra help
- Speak to us!

Questions

- Check out the parent section of oxfordowl.co.uk for extra help



[Home](#) » [Reading](#) » [Reading schemes, Levels, and Stages](#) » [Read Write Inc. guide for parents](#)

Read Write Inc. guide for parents

Read Write Inc. is a literacy programme developed by Ruth Miskin and is taught in over 5000 schools in the United Kingdom. Look through our guide for information about how reading is taught at school, and lots of free resources to support your child's learning at home.

[Free eBooks](#) | [Videos](#) | [Set 1 resources](#) | [Set 2 resources](#) | [Set 3 resources](#) | [Kits and flashcards to use at home](#)